


# YASMIN ACTIVITY KIT!



## Includes:

- Help Yasmin find her mom at the market
- Makerspace Task Cards
- Yasmin Paperdoll
- DIY Bookmarks
- Pakistan Facts
- Read. Share. Love. Poster


# Help Yasmin find her mom at the Market!

START



FINISH

# Yasmin, the Builder!



**TASK 1**

What is the tallest structure you can build using only one sheet of paper and tape?

Materials:  
paper, tape



**TASK 2**

Create a standing bridge.

Materials:  
Cardboard,  
tape



**TASK 3**

Construct a hat that fits on your head.

Materials:  
Newspaper, tape



**TASK 4**

Design a rollercoaster track for a marble. The marble should travel uphill at least once.

Materials:  
Cardboard, tape

# Yasmin, the Fashionista!





# Yasmin, the Fashionista!



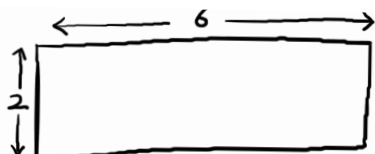
# DIY Bookmarks!

## Supplies:

- \* white cardstock
- \* scissors
- \* ruler
- \* pencil
- \* colored pencils

## Steps:


1. Use ruler and pencil to measure a rectangle bookmark on your paper 2 inches wide and 6 inches long. Cut out the bookmark.




2. On a separate piece of paper, practice drawing the flower in simple steps as shown.





3. Draw three or four of the flower designs on your bookmark, depending on the size of your drawing.



4. Have fun coloring your bookmark!



Try it yourself!





## Pakistan Facts

Yasmin and her family are proud of their Pakistani culture. Yasmin loves to share facts about Pakistan!

### Location

Pakistan is on the continent of Asia, with India on one side and Afghanistan on the other.



### Currency

The currency or money of Pakistan is called the rupee.

### Language

The national language of Pakistan is Urdu, but English and several other languages are also spoken there.



(Salaam means Peace)

### History

Independence Day in Pakistan is celebrated on August 14.



## A Taste Of Pakistan

### Lassi (Yogurt Drink)

#### Ingredients:

- 3 cups plain yogurt
- 2 cups milk
- a few ice cubes
- 3 teaspoons sugar
- ½ teaspoon salt (optional)



#### Directions:

Crush the ice cubes in a blender.  
Add yogurt, milk, sugar, and salt.  
Blend for about one minute.  
Serve cold.



Read. Share. Love.

